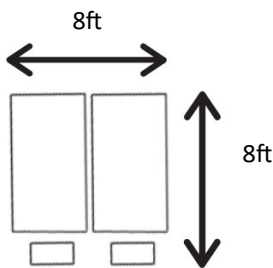


LAYOUT OPTIONS

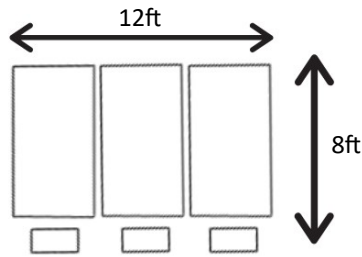
- MATTRESSES ARE TWIN SIZE.
- EACH SETUP REQUIRES 48" X 75" * MINIMUM.
- TRAY TABLES REQUIRE ADDITIONAL SPACE OR CAN BE SET ON THE MATTRESS IF NEEDED.
- REMEMBER ACCESS POINTS AND WALKWAYS!



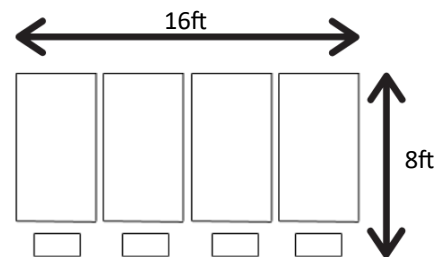
BESTIES 2 TENT



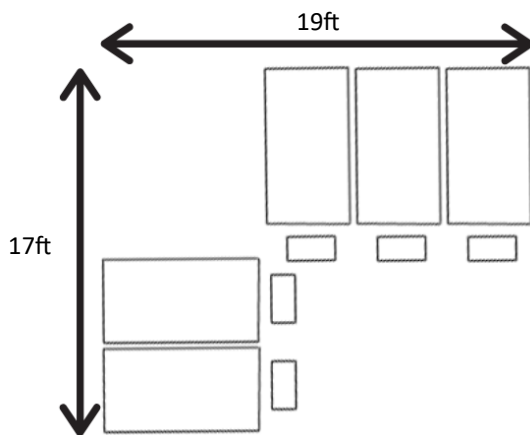
3 TENT ROW



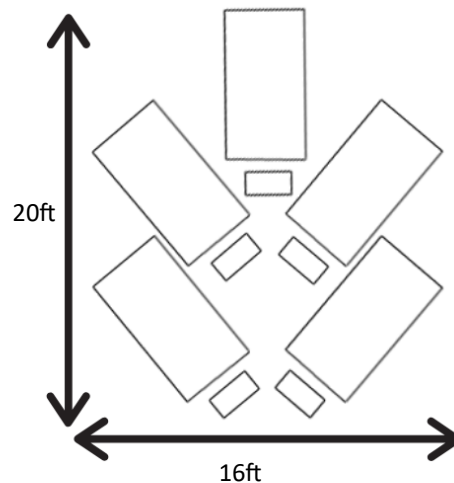
STANDARD 4 TENT



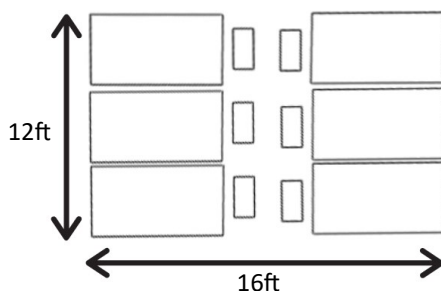
5 TENT-3X2



5 TENT STAGGERED



6 TENT-3 BY 3



QUESTIONS ABOUT YOUR
SPACE OR A PREFERRED
LAYOUT? JUST ASK!